

Product Name

S1

Technical description

S1 specifically designed in die-cast aluminum, with minimum thicknesses and dimensions, for a smart solution to a very complex type of fitting. The coupling system allows to S1 to be positioned both horizontally and vertically and to be adapted to different diameter poles. Body and pole connection in die-cast aluminum alloy UNI EN 1706 (Low copper content) double painting with polyester powder resistant to the salt fog. Stainless steel screws AISI 304. Tempered sodium-calcic glass, 5 mm thick. Guaranteed a 91% transparency. Expanded silicone gaskets. LED light source (lumileds), colour temperature (4000 K Neutral White). High coefficient of performance chromatic CRI>70. PMMA optics.

Supply

The driver used offers the best performance, reliability and configuration options in road areas. Available on request DALI version. Voltage 220-240 V AC 50 / 60Hz. Operating temperature -40°+50°. Surge protection device: Integrated SPD, 10kV-10kA

Installation

Can be installed with a pole-top or lateral mounting, from 40 mm to 60 mm diameter pole. Inclination Pole head 0° - 5° - 10° - 15° - 20°.

Control System

- ON-OFF:** fixed non-dimmable
- MV:** Automatic dimming (virtual midnight) with default profile
- CLO:** constant luminous flux
- DALI:** DALI 2 digital dimmer interface
- DI:** 1-10V analogue dimmer interface
- NEMA:** possibility to apply the NEMA IP66 connector to apply compatible devices
- ZHAGA:** possibility to apply the ZHAGA connector to apply compatible devices

Life

≥100.000 hr L90B10 / ≥ 110.000hr TM21-L70

Applications

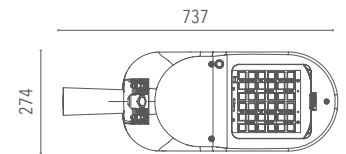
Parkings, roads, pedestrian areas.

Size (mm)

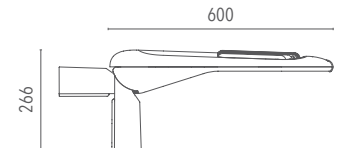
737 x 274 x 266

Colour

Dark grey 4

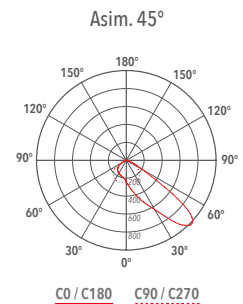


Superficie superiore 0,15 m²



Side surface 0,04 m²

Ø Pole : 40 - 60 mm



| Code | Source | Power | Lm (Output) | Lm (Tc=25°) | Temperature | CRI | Beams | Colour | Control |
|-------------------------|--------|-------|-------------|-------------|-------------|-----|-------|-----------|---------|
| L00S14AHDBL40100 | LED | 100 W | 13308 lm | 17600 lm | 4000 K | >70 | HD | Dark grey | - |
| L00S14AHDDI40100 | LED | 100 W | 13308 lm | 17600 lm | 4000 K | >70 | HD | Dark grey | Dimmer |
| L00S14AHDDA40100 | LED | 100 W | 13308 lm | 17600 lm | 4000 K | >70 | HD | Dark grey | DALI |

Accessories



- Fast connector IP 2 poles
LKITA00000000017
- Fast connector IP 3 poles
LKITA00000000003
- Fast connector IP 4 poles
LKITA00000000018
- Fast connector IP 5 poles
LKITA00000000103

Lanzini indicates the luminous flux of the luminaire in the catalogs with a tolerance of ± 10% respect to the indicated value. The total W indicates the total power absorbed by the LED + power supply system that does not exceed 10% of the indicated value.