

Product Name

Integra L

Technical description

The brand new generation of Lanzini floodlight is the result of a deep design activity combined with the latest lighting technology. Body in die-cast aluminum alloy UNI EN 1706 (Low copper content) painted with polyester powder. Supplied with a painted galvanised steel bracket. Screws made of AISI 304 stainless steel. Silicone gaskets. LED light source (lumileds), colour temperature (4000 K Neutral White). High coefficient of performance chromatic CRI>80. Optic in optical PC.

Supply

Driver mounted into the fitting. Available in ON-OFF, dimmable or DALI
 Input voltage 220 - 240V AC 50/60Hz.
 Temperature -40° +45°

Installation

Wall and ceiling

Applications

Commercial Areas, Parking, Sport facilities, Zone de production

Size (mm)

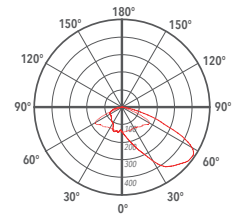
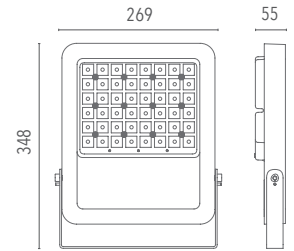
269 x 348 x 55

Colour

Dark grey 4

Decay of the luminous flux

≥100.000 hr L90B10



Code	Source	Power	Lm (Output)	Lm (Tc=25°)	Temperature	CRI	Beams	Colour	Control
L0INL40S9BL40160	LED	19170 lm	14522 lm	28960 lm	4000 K	>80	S9	Dark Grey	-
L0INL40S9DI40160	LED	19170 lm	14522 lm	28960 lm	4000 K	>80	S9	Dark Grey	Dimmer
L0INL40S9DA40160	LED	19170 lm	14522 lm	28960 lm	4000 K	>80	S9	Dark Grey	DALI

Accessories



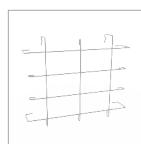
Cable with connector
 Ca. 2m/Co. IP 2 poli
 LKITA000000000040
 Ca. 2m/Co. IP 3 poli
 LKITA000000000041



Fast connector
 IP 2 poles
 LKITA000000000017



Fast connector
 IP 3 poles
 LKITA000000000003



Grid kit
 IK10 protection
 LKITA000000000042



Laser pointer
 support kit
 LKITA000000000093



Pole connection B
 LKITA00000040109

Lanzini indicates the luminous flux of the luminaire in the catalogs with a tolerance of ± 10% respect to the indicated value. The total W indicates the total power absorbed by the LED + power supply system that does not exceed 10% of the indicated value.